

Prodiags Solutions

Training Shop for Managers

Congratulations!

Reading this, means you have understood the importance of employee training to run a successful workshop.

Automotive Training

Commit Employees

Optimise Costs

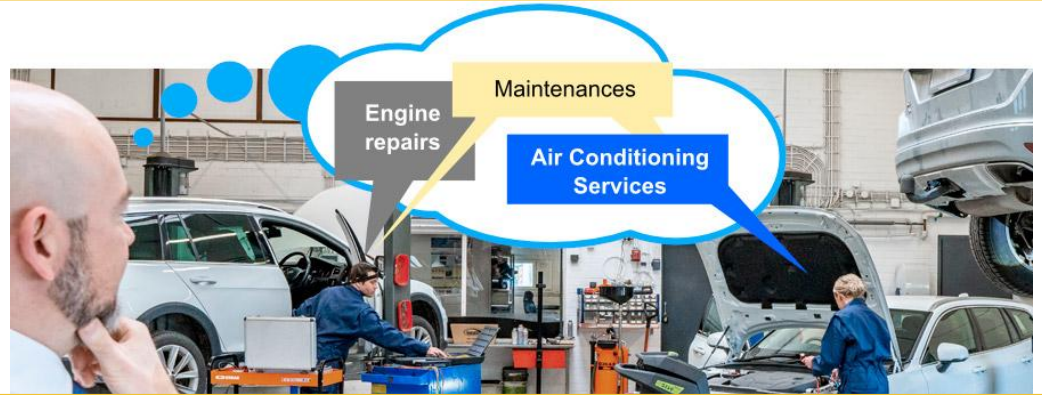


The key skill of a manager is to give every employee the right amount of challenges and rewards. In this way the work environment and tasks are enjoyable and the motivation to stay with your company grows. You don't want to lose your best employees.

Start with your own vision. How do you want to build the overall knowledge in your workshop?

Have a chat with your mechanics. Maybe some of them will show interest in something you didn't even realise.

Map out individual training paths, based on your needs and the mechanics wishes.



Agree on the path with the mechanic and select the first training module to start with.


The mechanic, who is working with continuously developing technology, values you for enabling him/her to boost their career and keep up with the development.



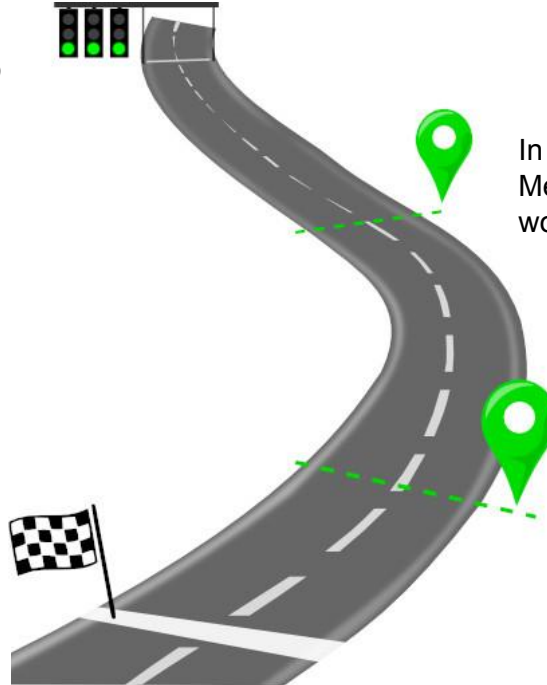
Ordering Training Modules

Go to prodiags.com > **Training Shop**

Select the Training modules you would like to purchase for a single mechanic and proceed to checkout.



After the order is paid, an activation link will be sent to the User email automatically.



1. User Details 2. Payer Details

Email Address / User ID

In checkout step 1 - give user details of the Mechanic. The email given in this step will work as user-id in Prodiags.

In checkout step 2 - give payer details. Receipt will be sent to email given in here.

1. User Details 2. Payer Details 3.

First Name Last Name



Tip Corner

To make sure that your mechanic gets a good start with the Training Module, here are few tips for you.

Best practice shows that you need to allocate time for training. You can utilise down times in customer cancellation cases or reward the mechanic if learning is expected to be done at home.

Make sure your mechanic has noticed the email with the activation link and activated the account. Note! The link is valid for 3 days and can be used only once.



If email is lost, restart the activation procedure with ["I forgot my password"](#) on the login page.

To keep up the mechanic's enthusiasm, explore the first Training Module together to understand the purpose of the Study, Assessment and Final Exam sections.

The screenshot displays the 'ELECTRICITY' module page. At the top, there are tabs for 'MODULES' and 'STUDY REGISTER'. Below the tabs, a red circle icon is followed by the text 'ELECTRICITY'. A blue arrow points from the 'Material' section on the right to the 'Printable Student Material Content' section in the center. The 'Printable Student Material Content' section lists two applied practical tasks: 'Multimeter Multiple Units' and 'Characteristics of Measuring Instruments'. On the right side, there are three sections: 'Material' with a document icon, 'Study' with buttons for 'Introduction to Electricity', 'Multimeter', and 'Basic Laws of Electricity', and 'Assessment' with buttons for 'Introduction to Electricity', 'Multimeter', and 'Basic Laws of Electricity'. At the bottom right, there is a 'Final Exam' section with a button for 'Electricity'.



Note! Modules also contains printable material with applied practical tasks, which the mechanic can perform with tools at the workshop.

Tip Corner

Based on the feedback, some mechanics start training by challenging themselves with the assessment before actual study. They get motivated to study by realising the level of their knowledge.



Hint! Ask the mechanic to show the results from the assessments. This might reveal that a more basic study module should be accomplished beforehand.

Time spent to reach the learning goals on the Module is very individual and needless to estimate. The modules measure learning outcomes with exams. They are the only true proof of skills development.



Hint! Practice has shown that 2-4 modules per year is optimal to be accomplished while studying alongside work.

The proof of finalising the Module is done by passing the Final Exam. As a sign of success, the mechanic can print the Certificate and present it to you. It might be a good time to order a cake and look for the next subject in the mechanics training path.



Hint! If you order the next Module with the same user email, it will automatically connect on the user's account.

